

ENSURE YOUR WEAPON IS NOT LOADED PRIOR TO HANDLING

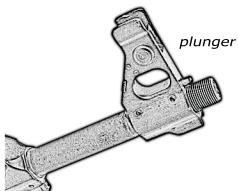
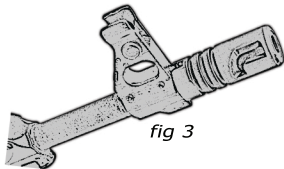
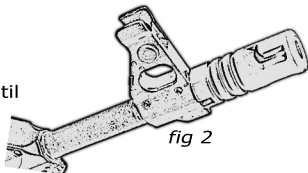


fig 1

2) - Tighten the J-Tac47 until it reaches the bottom of the threads. (fig 2)



3) - Turn the J-Tac47 back until the plunger engages the indexing hole. (fig 3)

For more information on this and our other products, visit our website at:
www.primaryweapons.com

Primary Weapons Systems
800 E Citation Court
Suite E
Boise, ID 83716